



## Potency Results

**Sample Name:** Gandalf OG (I)

**Client:** Servd Distribution

**Client Batch ID:** THCa Diamond Core Infused Pre Roll 2pack

Pinnacle-Analytics.com

3549 Lear Way, Suite 101

Medford OR 97504

P:(541)300-8217

**Sample ID:** rC-H-302-F1207

**Matrix:** Flower

**Prep Analyst:** Jeff A.

**Analysis Method:** 0717363 H4 3-4-2025 #1.lcm

**Sampling Method:** N/A

**Reference Method:** JCB 2009: HPLC/DAD

**Analysis Batch:** 6-10-2025 H4 302, 383, 471 Flower

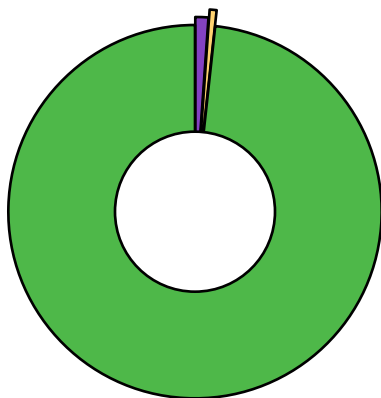
Date Sampled: 6/9/2025




Date Reported: 6/13/2025

Client License: N/A

For R&D Purposes Only

**Total THC** (THCA\*0.877+d9-THC) **30.9%**  
**Total CBD** (CBDA\*0.877+CBD) **0%**  
**Moisture Content** **7.76%**



 CBGA  
 d9-THC  
 THCA


Cannabinoid	% Weight	mg/g
CBDV	<LOQ	<LOQ
CBDA	<LOQ	<LOQ
CBGA	0.402	4.02
CBG	<LOQ	<LOQ
CBD	<LOQ	<LOQ
THCV	<LOQ	<LOQ
CBN	<LOQ	<LOQ
d9-THC	0.214	2.14
d8-THC	<LOQ	<LOQ
CBC	<LOQ	<LOQ
THCA	35.0	350.0
<b>Total Cannabinoids</b>	<b>35.62</b>	<b>356.0</b>

\*ORELAP Accredited Analyte

Limit Of Quantitation: 0.1%, analyte not measured



These test results may not be altered or reproduced except in full without the permission of Pinnacle Analytics. These results were generated following the Oregon Administrative Rules and in accordance with the NELAP Institute under ORELAP License #4152  
 Report generated by Flex\_Potency\_Rev1\_2-9-2025



Kris Ford, PhD  
Lab Director



## Quality Control Results

**Analyst:** Jeff A.

**Analysis Batch:** 6-10-2025 H4 302, 383, 471 Flower

Pinnacle-Analytics.com  
3549 Lear Way, Suite 101  
Medford OR 97504  
P:(541)300-8217

	Duplicate RPD		LCS % Recovery		Method Blank	
	H-0-F1197-b	Limit	C-FL-061025	Limits	C-FB-061025	Limit
<b>CBDA</b>	<LOQ%	30%	97.0%	90-110%	<LOQ/2	LOQ/2
<b>CBD</b>	<LOQ%	30%	105.0%	90-110%	<LOQ/2	LOQ/2
<b>d9-THC</b>	1.19%	30%	103.0%	90-110%	<LOQ/2	LOQ/2
<b>d8-THC</b>	<LOQ%	30%	97.7%	90-110%	<LOQ/2	LOQ/2
<b>THCA</b>	1.01%	10%	93.8%	90-110%	<LOQ/2	LOQ/2


RPD: Relative Percent Difference between unknown sample and its duplicate

LCS: Laboratory Control Sample with known concentration

Case Comments: There were no divergences from ordinary Quality Control procedures or SOPs.



These test results may not be altered or reproduced except in full without the permission of Pinnacle Analytics. These results were generated following the Oregon Administrative Rules and in accordance with the NELAP Institute under ORELAP License #4152  
Report generated by Flex\_Potency\_Rev1\_2-9-2025

  
Kris Ford, PhD  
Lab Director