



Potency Results

Sample Name: *Gold Cash*

Client: Indacloud

Client Batch ID: THCA Flower

Pinnacle-Analytics.com
3549 Lear Way, Suite 101
Medford OR 97504
P:(541)300-8217

Sample ID: rC-H-302-F1320

Matrix: Flower

Prep Analyst: Jeff A.

Analysis Method: 0717363 H3 1-27-2025 #2.lcm

Sampling Method: N/A

Reference Method: JCB 2009: HPLC/DAD

Analysis Batch: 6-20-2025 H3 101, 302 Flower

Date Sampled: 6/20/2025

Date Reported: 6/25/2025

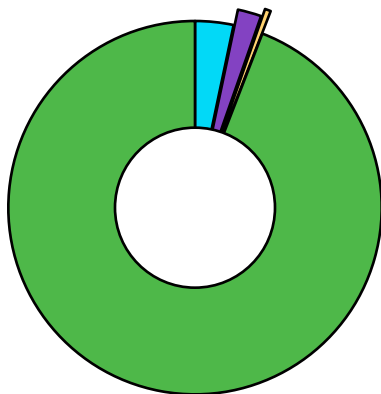
Client License: N/A

4005 Felland Rd.

Madison WI 53718

For R&D Purposes Only

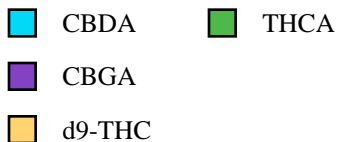
| | |
|--------------------------------------|--------------|
| Total THC (THCA*0.877+d9-THC) | 30.8% |
| Total CBD (CBDA*0.877+CBD) | 1.08% |
| Moisture Content | 9.1% |




| Cannabinoid | % Weight | mg/g |
|---------------------------|--------------|--------------|
| CBDV | <LOQ | <LOQ |
| CBDA | 1.23 | 12.3 |
| CBGA | 0.76 | 7.6 |
| CBG | <LOQ | <LOQ |
| CBD | <LOQ | <LOQ |
| THCV | <LOQ | <LOQ |
| CBN | <LOQ | <LOQ |
| d9-THC | 0.19 | 1.9 |
| d8-THC | <LOQ | <LOQ |
| CBC | <LOQ | <LOQ |
| THCA | 34.9 | 349.0 |
| Total Cannabinoids | 37.08 | 371.0 |

*ORELAP Accredited Analyte

Limit Of Quantitation: 0.1%, analyte not measured



These test results may not be altered or reproduced except in full without the permission of Pinnacle Analytics. These results were generated following the Oregon Administrative Rules and in accordance with the NELAP Institute under ORELAP License #4152
Report generated by flex_potency_rev2


Kris Ford, PhD
Lab Director



Quality Control Results

Analyst: Jeff A.

Analysis Batch: 6-20-2025 H3 101, 302 Flower

Pinnacle-Analytics.com
3549 Lear Way, Suite 101
Medford OR 97504
P:(541)300-8217

| | Duplicate RPD | | LCS % Recovery | | Method Blank | |
|---------------|---------------|-------|----------------|---------|--------------|-------|
| | H-0-F1311-b | Limit | C-FL-062025 | Limits | C-FB-062025 | Limit |
| CBDA | 0.824% | 10% | 94.6% | 90-110% | <LOQ/2 | LOQ/2 |
| CBD | N/A% | 30% | 104% | 90-110% | <LOQ/2 | LOQ/2 |
| d9-THC | <LOQ% | 30% | 108% | 90-110% | <LOQ/2 | LOQ/2 |
| d8-THC | 0.612% | 30% | 93.7% | 90-110% | <LOQ/2 | LOQ/2 |
| THCA | N/A% | 10% | 92.6% | 90-110% | <LOQ/2 | LOQ/2 |


RPD: Relative Percent Difference between unknown sample and its duplicate

LCS: Laboratory Control Sample with known concentration

Case Comments: There were no divergences from ordinary Quality Control procedures or SOPs.



These test results may not be altered or reproduced except in full without the permission of Pinnacle Analytics. These results were generated following the Oregon Administrative Rules and in accordance with the NELAP Institute under ORELAP License #4152
Report generated by flex_potency_rev2


Kris Ford, PhD
Lab Director